



# Case Study

# P&O Ship

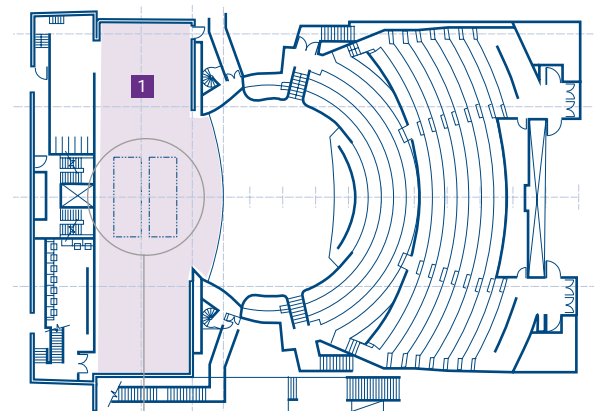
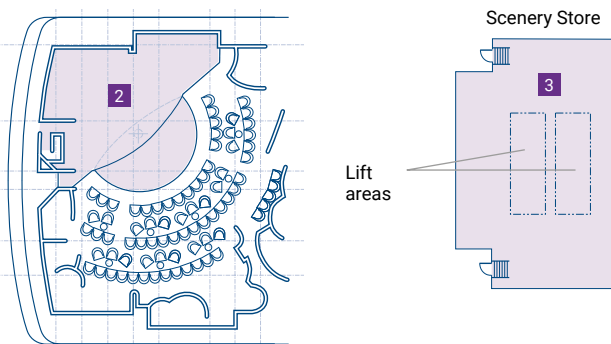
# Ventura

Harlequin Cascade vinyl flooring was installed to the plywood sub-floor of the main stage and cut to fit around Serapid tracks, traps and stage lifts.

A special screed was laid directly onto the metal deck immediately below the main stage and Harlequin Marine was installed onto the screeded area, including the surface of the stage lifts.

Harlequin Cascade was installed onto the plywood surface of the fixed stage area and revolve stage extension of the Explorer Lounge.

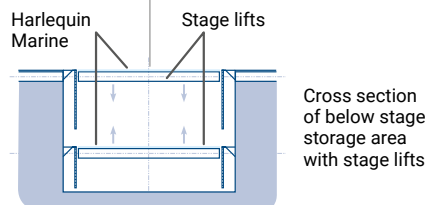
Initial fit-out/re-fits of Main Stage; Explorers Lounge & Deck 5 Scenery Store. Work usually carried out whilst in dry dock but sometimes whilst ship is in service.



Harlequin **Cascade**™ Harlequin **Marine**™ vinyl floor

Floor dimensions

- 1** Main Stage - 30.10m x 10.85m max at curved end - Total area: 265m<sup>2</sup>
- 2** Scenery Store - 13.5m x 8.5m - Total area: 109m<sup>2</sup>
- 3** Explorer Lounge - Total area: 168m<sup>2</sup>



Cross section of below stage storage area with stage lifts